


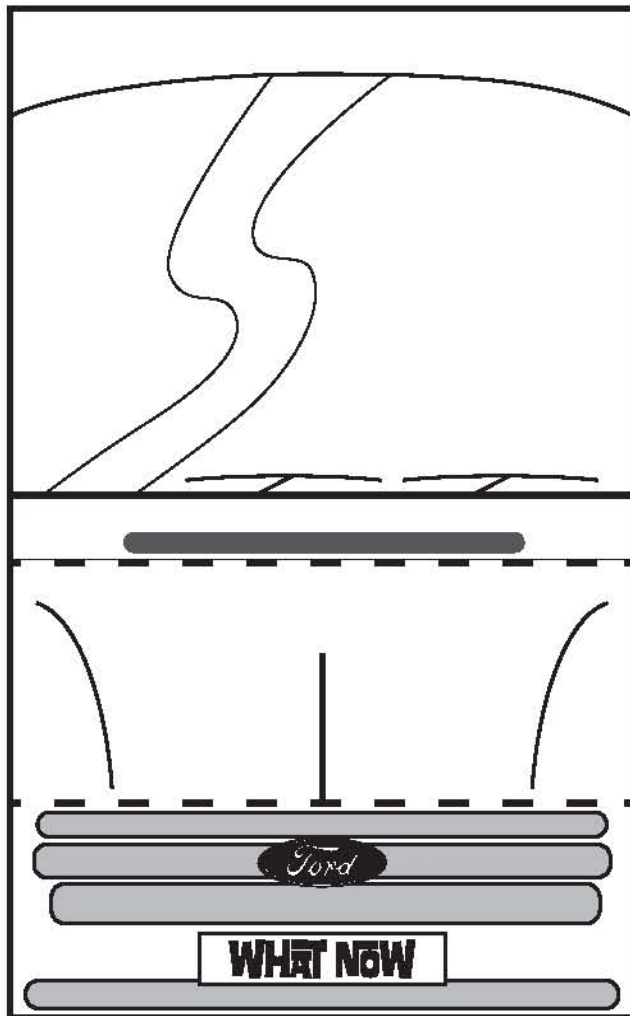



© WHATNOW, NZ 2009



Kia Ora!
You can also colour in your design first before making the model up.

WHEELS




FRONT

MIRRORS



BACK

FOLD



Instructions:

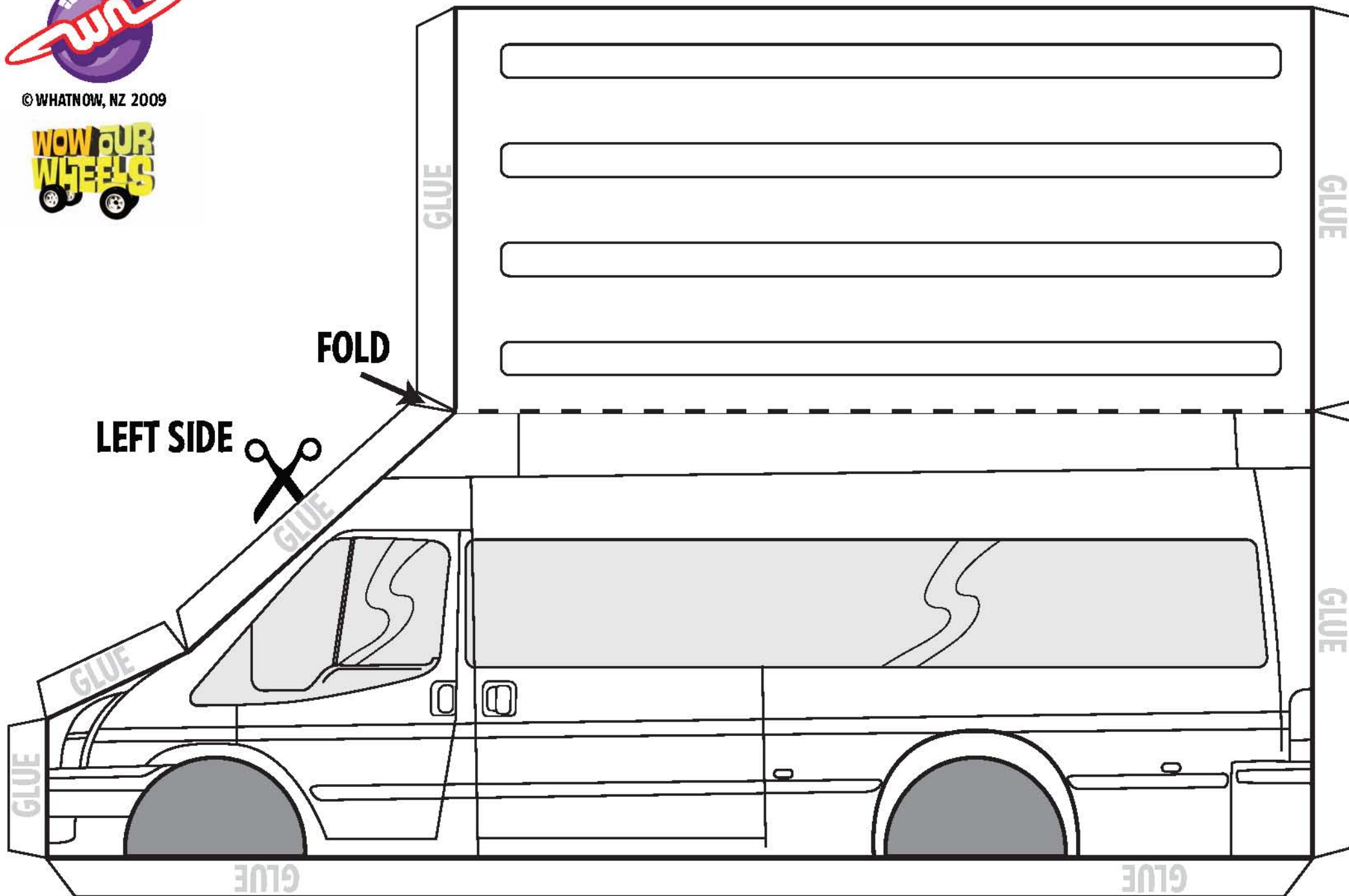
For best results, print on glossy or card paper or stick your print out on card.

Make sure to ask an adult for help when you are using the scissors and craft knife.

1. Carefully cut along the outside lines to make our new WHAT NOW Ford Transit.
2. Fold the wheels and glue them together to assemble them.
3. Gently fold along the dotted lines for the Front, Left and Right side.
4. Apply glue to the areas labeled 'GLUE' to stick the pieces together.
5. Put your best design on the new WHAT NOW Ford Transit and send it in for your chance to win Wow Our Wheels!



© WHATNOW, NZ 2009



GLUE

GLUE

RIGHT



© WHATNOW, NZ 2009



GLUE

CFOLD

GLUE

GLUE

GLUE

GLUE

Tell us your favourite part of WhatNow _____

NAME _____ AGE _____

ADDRESS _____

PHONE _____ TOWN/CITY _____

SEND YOUR ENTRY TO: WHAT NOW, WOW OUR WHEELS COMPETITION, PO BOX 2489, CHRISTCHURCH 8140

ENTRIES CLOSE: 17/03/2010